



## ***Gulf 85'***

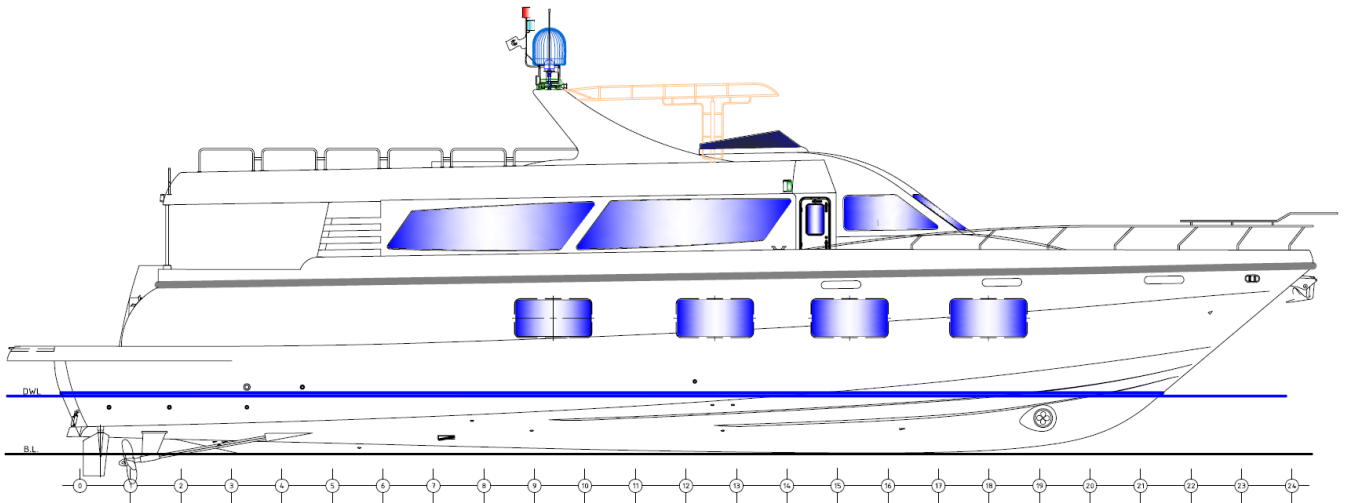
### **Basic Dimensions**

- Length overall : 28.8 meters
- Length waterline : 21.2 meters
- Beam : 5.8 meters
- Draft : 1.2 meters
- Weight : 68t approx.
- Fuel capacity : 3,000 US Gal. aluminum fuel tank
- Water capacity : 475 US Gal. aluminum water tank
- Black tank : 100 US Gal.
- Grey tank : 100 US Gal.
- Standard Engines : CAT 2x1,825 HP
- Max speed : 30 knots
- Safety regulations : US Coast Guard Standards "MIC-XVA"
- Seating capacity : 140 persons

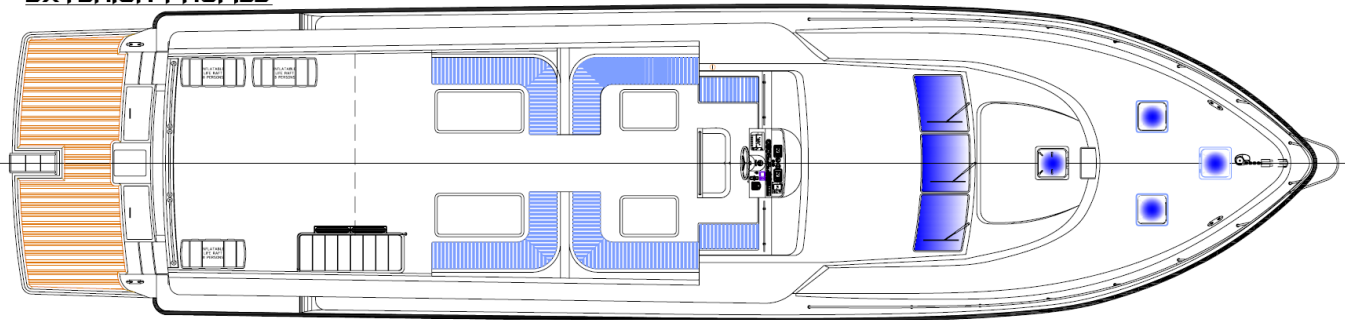
### **Construction**

- The hull and deck are made out of a single piece GRP mould, built from combination of chopped strand mat, bi-directional knit fabric and balsa core hand-laminated under controlled temperatures with Isophthalic polyester resin.
- The hull and deck exterior have got mirror glaze gel-coat finish.
- The hull is stiffened with GRP molded frames filled with polyurethane and bonded to hull bottom
- On the deck balsa is replaced with plywood to support deck fittings.
- All materials used in the construction are approved marine quality.
- Standard hull color : white

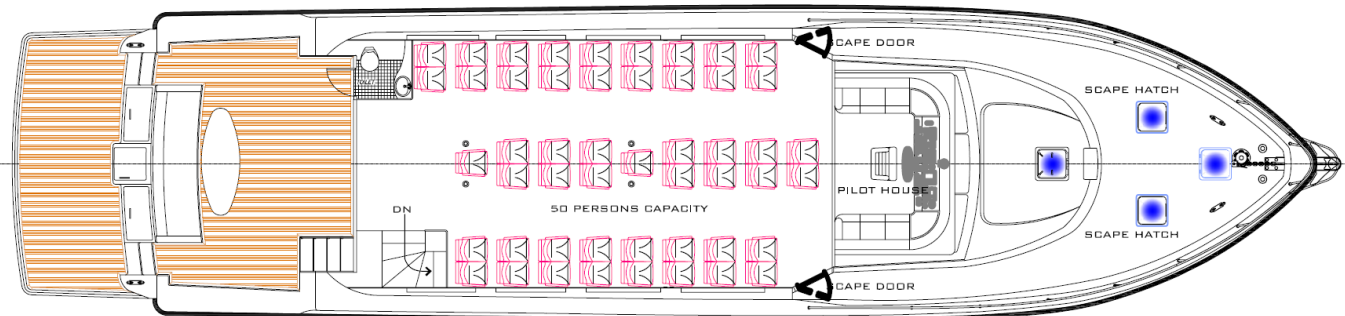
Drawings




EXTERIOR PROFILE



FLYBRIDGE DECK



UPPER DECK



LOWER DECK

**Photos**

